

FREE PRINTABLE

Download Your Graphics for Graduation Day!

www.tootsweet4two.com

Copyright

Copyright © 2020 by Toot Sweet 4 Two, LLC

All Rights Reserved

This publication is for personal use only and may only be printed and used by the customer. No part of this publication may be reproduced, distributed, stored in a retrieval system, or transmitted in any form or by any means, including photocopying, recording, or other electronic or mechanical methods, without the prior written permission and consent of the publisher and copyright holder, except in the case of brief quotations embodied in critical reviews and certain other non-commercial uses permitted by copyright law. This includes reprints, excerpts, photocopying, recording or any future means of reproducing text. If you would like to do any of the above, please seek permission by contacting the author and copyright holder at tootsweet4two@gmail.com.

Disclaimer: The information in this publication is heavily based on personal experience and anecdotal evidence. Although the author has made every reasonable attempt to achieve complete accuracy of the content of this book, the author and publisher make no representations or warranties with respect to the accuracy or completeness of the contents of this document and assume no responsibility for any errors or omissions. No liability is assumed for damages that may result from the use of information contained within. For more information, please visit www.tootsweet4two.com.

A Gift for You!

This booklet, *FREE Printable Graphics for Graduation Day Gifts, Cards, Décor*, was created in conjunction with my post, Inspiring Celebration Hacks for a Stay-at-Home Graduation. I hope it is useful and brings a smile to your face and that you know the perfect graduate or multiple graduates to print and share the graphics with!

Don't forget to revisit the post anytime for more inspiration – food, decorating ideas, gift ideas, party ideas – all designed to make your grad's day special whether in a stay-at-home environment or later when the world returns to the day we can gather together again.

My best wishes to you and your family; stay safe, stay strong, and give extra special care to the ones you love!

Tootles,

Carole Burkhard

Founder of [Toot Sweet 4 Two](#)

How to Print and Use These Graphics








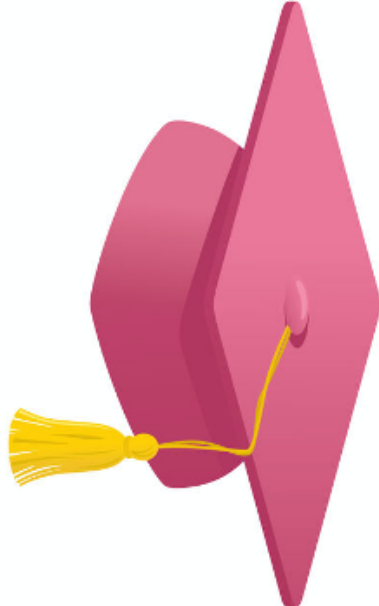
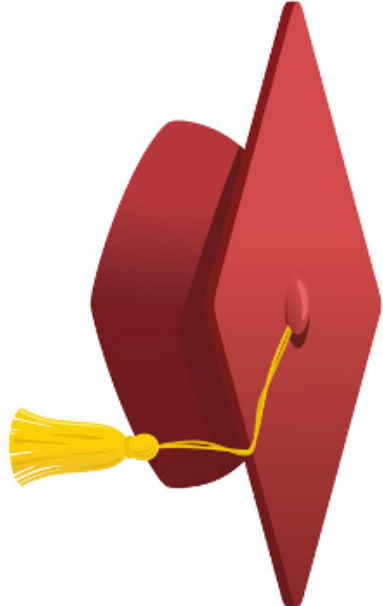
Download this document to your computer and save it for future reference. When you are ready to print one or more of these graphics for use, choose File, then Print. Once this entire document loads in your Printer queue, choose the specific Single Page you want to print so that you save paper and ink. And, of course, you can select Black & White if you don't want the card in color.

Once your specific graphic has printed, use it *"as is"* or cut out specific parts and patterns for various uses. Here are 5 suggested uses:

- Make your own Graduation Cards by gluing one or more of these graphic illustrations on plain white copy paper or cardstock in the color of your choice.
- Make party picks for appetizers and desserts. Print and cut desired shapes with scissors and glue to either plain (no lines) 3" x 5" index cards or cardstock. Glue to toothpicks or decorative straws and stick into your appetizers or desserts.
- Use them to make props for a photo booth. Though small, they'll still be cute!
- Use them to decorate your party room by printing them, gluing them to cardboard, and taping to walls or attach ribbons and hang from your curtain rod to create a photo booth.
- Use them to make mini Gift Cards instead of a full-size card. Print and cut desired shape, glue to the right side of a plain 3" x 5" index card and fold in half. Then write your message inside.













2020



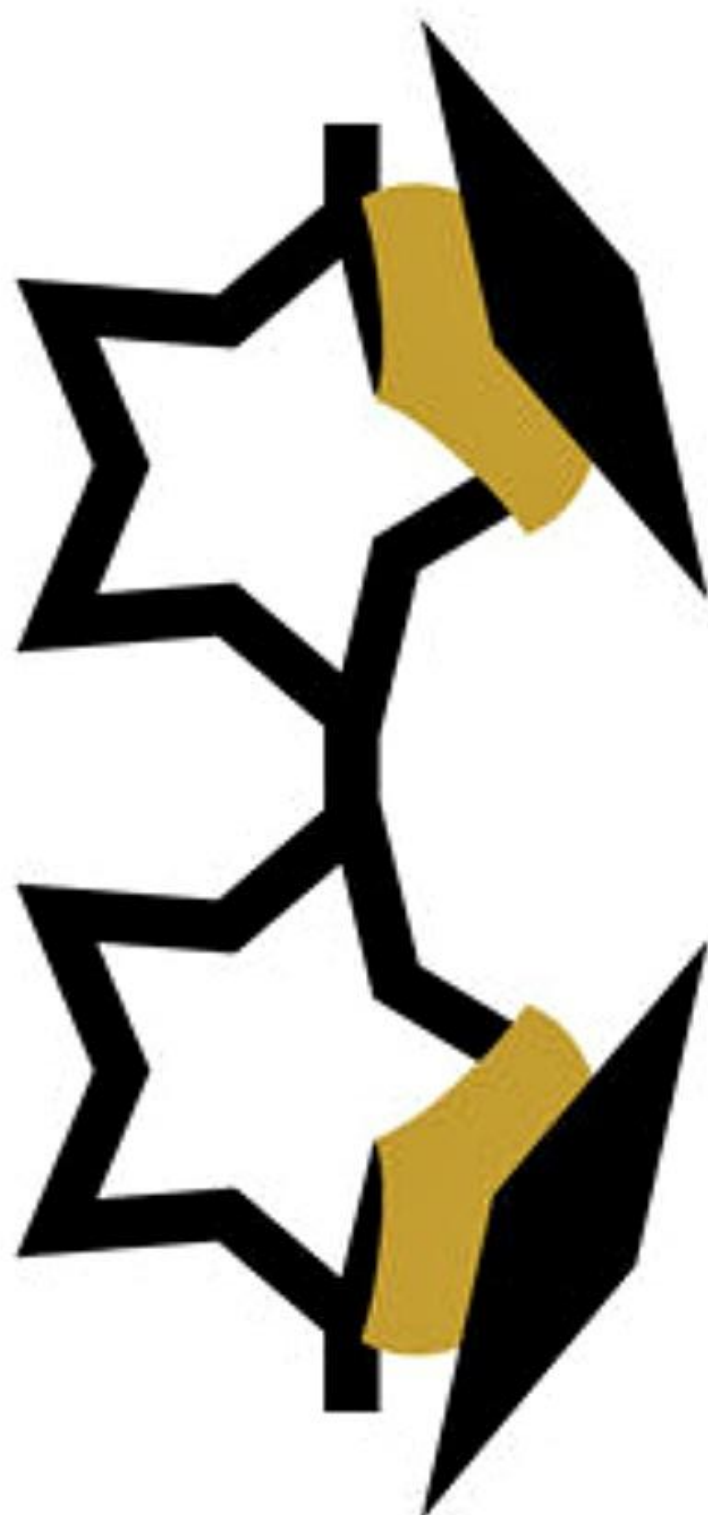
Print this one and the ones following to use as photo booth props. Cut out and glue to cardboard, then glue a wooden dowel or even a straw to use as a handle.









GRAD
D











About the Author

Carole Burkhard is the founder, content creator and photographer of the blog, Toot Sweet 4 Two. Launched the summer of 2012, [Toot Sweet 4 Two](#) is a lifestyle blog with an emphasis on food and recipes. A self-taught home cook, the basic foundation of her cooking experience was through helping her father and mother in the kitchen.

Married to Charlie (25+ years), her main recipe ‘tester’, Carole cooks every day and loves to experiment and create something new. Charlie and Carole have had many pets over the years, but their current, one-and-only pet is [a boy named Coco](#), their beloved and very spoiled Snowshoe Siamese cat. His picture pops up on the blog with relative frequency AND for a Coco overload, visit [Meet Coco](#) on Carole’s site.



Creating this eBook, *FREE Printable Graduation Wrapping Paper Kit*, has been a labor of love to the online community. In curating this collection of graphics for readers, Carole hopes to inspire women everywhere as they have inspired her. Hop over to Carole’s website and join her often at [Toot Sweet 4 Two](#).

COOK + CREATE + INSPIRE