


FREE PRINTABLES

Download 18
Graduation Cards!



Copyright

Copyright © 2020 by Toot Sweet 4 Two, LLC
All Rights Reserved

This publication is for personal use only and may only be printed and used by the customer. No part of this publication may be reproduced, distributed, stored in a retrieval system, or transmitted in any form or by any means, including photocopying, recording, or other electronic or mechanical methods, without the prior written permission and consent of the publisher and copyright holder, except in the case of brief quotations embodied in critical reviews and certain other non-commercial uses permitted by copyright law. This includes reprints, excerpts, photocopying, recording or any future means of reproducing text. If you would like to do any of the above, please seek permission by contacting the author and copyright holder at tootsweet4two@gmail.com.

Disclaimer: The information in this publication is heavily based on personal experience and anecdotal evidence. Although the author has made every reasonable attempt to achieve complete accuracy of the content of this book, the author and publisher make no representations or warranties with respect to the accuracy or completeness of the contents of this document and assumes no responsibility for any errors or omissions. No liability is assumed for damages that may result from the use of information contained within. For more information, please visit www.tootsweet4two.com.

A Gift for You!

These *18 FREE Printable Graduation Cards to Print at Home* were created in conjunction with my post, Inspiring Celebration Hacks for a Stay-at-Home Graduation. I hope they are useful and bring a smile to your face and that you know the perfect graduate or multiple graduates to print and share them with!

Don't forget to revisit the post anytime for more inspiration – food, decorating ideas, gift ideas, party ideas – all designed to make your grad's day special whether in a stay-at-home environment or later when the world returns to the day we can gather together again.

My best wishes to you and your family; stay safe, stay strong, and give extra special care to the ones you love!

Tootles,

Carole Burkhard

Founder of [Toot Sweet 4 Two](#)

How to Print These Cards and Use These Cards

Download this document to your computer and save it for future reference. When you are ready to print one or more of these cards for use, choose File, then Print. Once this entire document loads in your Printer queue, choose the specific Single Page you want to print so that you save paper and ink. And, of course, you can select Black & White if you don't want the card to print in color.


Once your specific card has printed, fold it in half like you would find when you purchase store-bought cards. If necessary, trim away the extra paper edge using scissors or a paper cutter.

Last, write your sentiments on the inside of the card for your special graduate and either include your monetary gift or attach it to your gift-wrapped gift.

NOTE: each card includes a larger photo on a separate page that you can print and use as decorations for your home. Use them to hang on the wall, the refrigerator, taped as "*paper*" on a wrapped gift, and more!



Print this card, cut it out and fold in half at the photo's edge with the photo facing the outside.

A celebratory graphic featuring a light pink background with a dense border of colorful confetti. The confetti consists of small circles and dashes in shades of red, blue, orange, green, and pink. In the center, the text "congrats you did it" is written in a bold, red, cursive script. Each letter of the text has a light blue outline, giving it a 3D or shadowed appearance.

congrats
you did
it



Print this card, cut it out and fold in half at the photo's edge with the photo facing the outside.







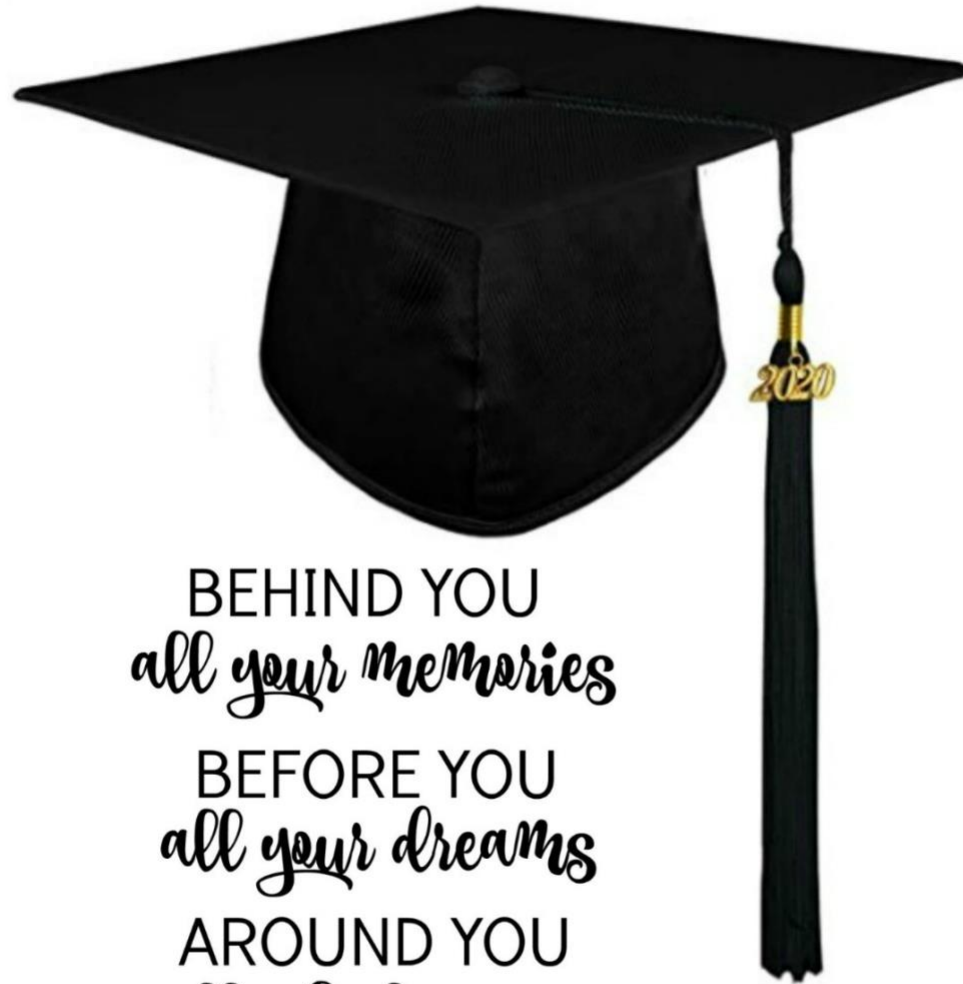


BEHIND YOU
all your memories

BEFORE YOU
all your dreams

AROUND YOU
all who love you

WITHIN YOU
all you need



BEHIND YOU
all your memories

BEFORE YOU
all your dreams

AROUND YOU
all who love you

WITHIN YOU
all you need




Caps off to the
GRADUATE!

Fold this one in half horizontally. And, of course, trim the edges!



Another version – this one says “Hats” instead of “Caps”.





Print this card, cut it out and fold in half at the photo's edge with the photo facing the outside.







AS YOU GRADUATE TODAY
DON'T FORGET
TO THANK THOSE
WHO GOT YOU HERE:
GOOGLE, WIKIPEDIA,
RED BULL
AND COPY PASTE.

CONGRATULATIONS!



AS YOU GRADUATE TODAY
DON'T FORGET
TO THANK THOSE
WHO GOT YOU HERE:
GOOGLE, WIKIPEDIA,
RED BULL
AND COPY PASTE.

CONGRATULATIONS!



My *wish* for you is that you continue.
Continue to be who you are,
to *astirish* a mean world with your acts of

kindness.

-Maya Angelou



Congratulations, Graduate!

My *wish* for you is that you continue.
Continue to be who you are,
to *astorish* a mean world with your acts of
kindness.

-Maya Angelou

Congratulations, Graduate!





Print this and fold in half at the photo's edge. Then trim away the excess paper making the edges rounded.

**WE'RE
OUTTA
HERE!**

2020 GRAD



Who? You? Graduated?
Woohoo!



Who? You? Graduated?
Woohoo!





one smart owl!
CONGRATULATIONS!



one smart owl!
CONGRATULATIONS!



Print this card, cut it out and fold in half at the photo's edge with the photo facing the outside.





You have brains in your head.
You have feet in your shoes.

You can steer yourself any
Direction you choose.

-Dr. Seuss



You have brains in your head.
You have feet in your shoes.

You can steer yourself any
Direction you choose.

-Dr. Seuss




A graduate? In what? Sleeping in?




A graduate? In what? Sleeping in?








Print this one and color your own! Below is a full-size version if you'd like to use this for fun or decoration.





Here's another "*color your own*" card with the full-size version below.





One last “*color-your-own*” card with a full-size one below PLUS a colorized version to use at a card and a full-size version of it, too, to use for decoration.





Print this card, cut it out and fold in half at the photo's edge with the photo facing the outside.



About the Author

Carole Burkhard is the founder, content creator and photographer of the blog, Toot Sweet 4 Two. Launched the summer of 2012, [Toot Sweet 4 Two](#) is a lifestyle blog with an emphasis on food and recipes. A self-taught home cook, the basic foundation of her cooking experience was through helping her father and mother in the kitchen.

Married to Charlie (25+ years), her main recipe 'tester', Carole cooks every day and loves to experiment and create something new. Charlie and Carole have had many pets over the years, but their current, one-and-only pet is [a boy named Coco](#), their beloved and very spoiled Snowshoe Siamese cat. His picture pops up on the blog with relative frequency AND for a Coco overload, visit [Meet Coco](#) on Carole's site.

Creating this eBook, *12 FREE Graduation Cards to Print at Home*, has been a labor of love to the online community. In curating this collection of cards for readers, Carole hopes to inspire women everywhere as they have inspired her. Hop over to Carole's website and join her often at [Toot Sweet 4 Two](#).



COOK + CREATE + INSPIRE