

142

things to do with
The Elf on the Shelf®

plus tons of Elf designs to print and use at home



Brought to you by:
Toot Sweet 4 Two

tootsweet4two.com

Copyright

© 2020 by Toot Sweet 4 Two, LLC
All Rights Reserved

This publication is for personal use only and may only be printed and used by the customer. No part of this publication may be reproduced, distributed, stored in a retrieval system, or transmitted in any form or by any means, including photocopying, recording, or other electronic or mechanical methods, without the prior written permission and consent of the publisher and copyright holder, except in the case of brief quotations embodied in critical reviews and certain other non-commercial uses permitted by copyright law. This includes reprints, excerpts, photocopying, recording or any future means of reproducing text. If you would like to do any of the above, please seek permission by contacting the author and copyright holder at tootsweet4two@gmail.com.

Disclaimer: The information in this publication is heavily based on personal experience and anecdotal evidence. Although the author has made every reasonable attempt to achieve complete accuracy of the content of this book, the author and publisher make no representations or warranties with respect to the accuracy or completeness of the contents of this document and assumes no responsibility for any errors or omissions. No liability is assumed for damages that may result from the use of information contained within.

For more information, please visit www.tootsweet4two.com.

Table of Contents

A Gift for You!

What's included in this eBook

PART ONE: Welcome Your Elf and Name Your Elf

PART TWO: 142 Things to do with The Elf on the Shelf®

PART THREE: Elf Designs to frame, decoupage, or use for crafting projects

PART FOUR: Elf coloring pages to color and use or leave for the Elf to color (#85 on the list)

PART FIVE: Elf Display Cards

PART SIX: Naughty and Nice Report and Report Card Stickers

A Gift for You!

This eBook, *142 Things to do with The Elf on the Shelf® plus tons of Elf Designs to Print and Use at Home*, was created in conjunction with my post, [42 Things to do with The Elf on the Shelf](#). I hope these 142 ideas for the Elf make you chuckle and bring a smile to your face and that the printables are useful for various elf-related craft projects and display ideas.

Be sure to visit my blog often for more inspiration – recipes, tablescares and party ideas, crafts, emergency preparedness projects, and more. We add new content on a regular basis, so things change fast on [Toot Sweet 4 Two!](#)

And don't forget to sign up to receive my newsletter in your inbox. As a thank you, I'll send you another freebie! Hop over to my blog and look for the sign-up boxes near the top of the posts, in the sidebar, and again at the bottom of the posts.

NOTE: Please note that this eBook and the printable designs included are for personal use only.

Tootles,

Carole, Founder

Toot Sweet 4 Two

What's included in this eBook

Creating free downloadable eBooks is my way of rewarding subscribers for subscribing to my newsletter and their loyalty in visiting my blog often. So, this eBook is crammed full of ideas and activities to make your family's annual journey with your Elf fun and memorable. Here's what's included in this eBook...

- Elf Adoption Certificate
- 84 ideas for naming your Elf (42 boy names and 42 girl names)
- 142 ideas for displaying your Elf
- 42 full-color Elf designs for framing or to use for crafting projects
- 18 Elf coloring pages
- 85 pre-filled signs to display with your Elf
- 6 Christmas movie night 'tickets' to print for home movie nights
- 16 different types of blank cards to fill out yourself when inspiration strikes
- 1 Naughty or Nice Report Card Calendar
- 24 Official Elf Report Card 'Nice' Stickers for the calendar
- 24 Official Elf Report Card 'Naughty' Stickers for the calendar
- 1 Elf Calendar to track whether or not your Elf has been good or naughty
- 20 'Good' Stickers for the Elf's calendar
- 20 'Naughty' Stickers for the Elf's calendar

PART ONE

Welcome Your Elf and Name Your Elf

This section includes an Elf Adoption Certificate and a list of 42 boy names and 42 girls names so that you can brainstorm with your children and decide what to name your Elf on the day the Elf first joins your family. If you already have an Elf, consider buying a second Elf so that you do this all over again as a family activity to beckon in the holiday season.

Print the Elf Adoption Certificate (cardstock is best), fill it out after you've named your Elf and then frame it so that it's ready every year to display.

Official Certificate of
Elf Adoption

This is to Certify that

_____ (Elf's Name)

Has been formally adopted by

_____ (Family's Name)



Date _____

Approved by Santa Claus

Name Your Elf - 42 Boy Names and 42 Girl Names

BOY ELF NAMES

1. Buddy Blizzard
2. Eddie Elfkins
3. Tiny Teddy
4. Jack Jingles
5. Bobby Boots
6. Nicholas (Nick) Nice
7. Sammy Snowstorm
8. Jimmy Jolly
9. Kyle Kringle
10. Freddy Frost
11. Tommy Twinkles
12. Willy Warmmittens
13. Winter Wonderland
14. Lucas Longstocking
15. Sebastian Snowflake
16. Charlie Christmas
17. Wally Wonderful
18. Mickey Mistletoe
19. Elijah Evergreen
20. Benjamin Bright
21. Ryan Rudolph
22. Dylan December
23. Noah Noel
24. Tristan Tidings
25. Thaddeus Tinselhanger
26. Skylar Sleighbells
27. Xander Xmas
28. Scotty Surprise
29. Gabriel Greetings
30. Kingston Klaus
31. Glenn Goodwill
32. Griffin Giftgiver
33. Ryder Ringbell
34. Gideon Gladtidings
35. Chris Cheer
36. Crew Claus
37. Lennox Legend
38. Rudy Rejoice
39. Declan Doright
40. Dougie Doolittle
41. Happy Holiday
42. Ezekiel Everbright

GIRL ELF NAMES

1. Sally Snowflake
2. Holly Jolly
3. Belle Ringer
4. Cookie Baker
5. Coco Christmas
6. Ginger Snap
7. Sugar Plum
8. Nancy Nice
9. Sheena Gans (Shenanigans)
10. Trixie Twinkles
11. Candy Cane
12. Jill Jingles
13. Erin Elfkins
14. Molly Mistletoe
15. Kylie Kringle
16. Pepper Mint
17. Sarah Singer
18. Hope Happiness
19. Dawn Morningstar
20. Merry Berry
21. Lydia Longstocking
22. Betsy Boots
23. Christy Christmas
24. Hayden Holiday
25. Payton Peacekeeper
26. Samantha Starlight
27. Nicole (Nicky) Noel
28. Melissa Miracle
29. Jenny Jangles
30. Melody Meriweather
31. Carole Christmas
32. Noelle Noel
33. Wendy (or Windy) Wonderland
34. Bizzy Brightstar
35. Tiffany Toymaker
36. Emma Everbright
37. Claire Claus
38. Dreama December
39. Parker Poinsettia
40. Gail Greetings
41. Serenity Starbright
42. Sylvie Sparkles

PART TWO

142 Things
to do with
The Elf
on the Shelf®

a list of Ideas

142 Things to do with The Elf on the Shelf®

Unless your Elf arrives right after Thanksgiving (during Scout Elf Return Week™), you only need 24 display ideas for your Elf – from December 1st through December 24th; 30 if you include Scout Elf Return Week™. Your Elf leaves for the season after the kids go to bed on Christmas Eve. But, with this list of 142 different ideas of things to do with your Elf, you can pick and choose the easiest ideas or the more elaborate ones or a combination of both.

Here's the list...

1. Elf conversing with a toy Santa.
2. Elf in the Christmas tree hanging an ornament.
3. Elf in a birdhouse, bird feeder, or birdcage with a sign that says, *"Feed the birds!"*
4. Elf inside a Christmas stocking or inside the Elf's own Christmas stocking.
5. Elf hanging from the front of your kitchen cabinet with a sign that says, *"No peeking!"*
6. Elf in a cereal box full of cereal – heads up: they now make Elf on the Shelf cereal!
7. Elf in the pantry, next to the marshmallows and hot chocolate with a sign that says, *"Time for hot chocolate!"*
8. Elf hanging from a bedpost or headboard.
9. Elf on a window ledge looking out the window.
10. Elf on a bookshelf or propped next to a Christmas book with a sign that says, *"Read me a Christmas story."*
11. Elf on top of the kitchen cabinets peeking over the edge (this is doable if your kitchen cabinets don't go to the ceiling).
12. Elf hugging a framed family portrait or a child's photo.
13. Elf in a toy car on a road trip with a sign that says, *"Road trip!"*
14. Elf in the closet hanging from a hanger either from his/her hands or upside down from his/her bent knees like swinging on a trapeze.
15. Elf on top of a pillar candle holder or wrapped around a candlestick.
16. Elf hiding in a house plant or in a Christmas poinsettia.
17. Elf in your child's sock drawer making a mess with a sign that says, *"Where are my Christmas socks?"*
18. Elf perched on top of a world globe at the North Pole with a sign that says, *"North Pole."*
19. Elf beside your cat's or dog's bowl with a sign that says, *"Feed your dog/cat a special treat!"*
20. Elf with Rudolph and/or with Santa's other reindeer with a sign that says, *"Elf's best friend."*
21. Elf inside a boot or a shoe.
22. Elf stuck in the beaters of a mixer ready to make cookies for Santa with a sign that says, *"Don't forget to make cookies for Santa (and me)!"*
23. Elf next to the coffee pot inside a Christmas coffee mug.
24. Elf on top of a stack of Christmas CD's with a sign that says, *"Let's sing Christmas carols!"*
25. Elf in an empty vase with a few Christmas ornaments.
26. Elf on top of a stack of Christmas DVD's with a sign that says, *"Let's watch Christmas movies!"*
27. Elf hanging from the bathroom shower head, shower curtain, or shower handle.
28. Elf in a basket of Christmas cards.

29. Elf hanging from a ceiling fan or ceiling light fixture.
30. Elf in a toy airplane hanging from a ceiling fan and twirling around.
31. Elf perched on the edge of the bathtub.
32. Elf in your child's toy box with a sign that says, *"Donate your old toys for a 'Nice' report."*
33. Elf on your fireplace mantle peering through your Christmas garland or decorations.
34. Elf in your jewelry box wearing some of your jewelry.
35. Elf beside a box of tissues digging tissue out and making a mess.
36. Elf sleeping next to your child's pillow with a sign that says, *"Shhhhh!"*
37. Elf inside a Santa hat with a sign that says, *"Santa's hat is so cozy warm!"*
38. Elf nestled between your kitchen canisters.
39. Elf nestled in the pillows on your sofa.
40. Elf hanging from a doorknob.
41. Elf perched on or hanging from a curtain rod.
42. Elf on top of a flocked or stuffed toy reindeer riding the reindeer like a horse.
43. Elf under the tree wrapping a present with a sign that says, *"No snooping and no peeking!"*
44. Elf under the tree unwrapping a present.
45. Elf inside a tube of Christmas wrapping paper.
46. Elf making a snow angel on a sheet pan with either sugar, flour, or candy sprinkles.
47. Elf inside a paper lunch bag rolled down to look like he/she is having a sack race with other stuffed animals or action figures.
48. Elf building a marshmallow snowman with regular-size stacked marshmallows with pretzel arms and eyes and nose made from nonpareils.
49. Elf in a tent made of folded cardstock with a sign that says, *"Starry night perfection!"*
50. Elf sticking out from the center of a paper towel roll or a toilet paper roll.
51. Elf pulling a small Christmas sleigh full of mini cookies.
52. Elf looking at himself/herself in a makeup mirror.
53. Elf in the bathroom next to a rubber ducky wrapped in a washcloth holding a toothbrush.
54. Two elves in a pile of sugar having a snowball fight with mini marshmallows.
55. Elf in a pile of red and green M&M's with a message spelled out in the M&M's like *"5 days 'til Christmas."*
56. Elf in your silverware drawer.
57. Elf arriving on a paper airplane decorated with Christmas stickers or a handwritten note.
58. Elf wrapped in aluminum foil to resemble a Hershey's Kiss surrounded by red, green, and silver Hershey's kisses.
59. Elf sleeping in a hammock of toilet paper strung from a bathroom shower curtain at one end and across the bathroom to a mirror on the other side.
60. Elf fishing for goldfish crackers in a bowl made to look like a lake.
61. Elf hanging from a large candy cane that is hung on a curtain rod.
62. Elf stuck under a clear water glass turned upside down over him/her.
63. Elf next to an easy breakfast already made with a sign that says *"I made breakfast for you. You can thank me by being good today!"*
64. Elf tucked inside the pocket of a pair of denim jeans.
65. Elf hanging from a zipline that is staged across a room, such as from the top of the Christmas tree to a curtain rod.
66. Elf tucked inside a Christmas village.
67. Elf tucked inside the garland on a staircase with a sign that says, *"Deck the Halls!"*
68. Elf tucked inside a Christmas wreath.
69. Elf in front of the TV holding the remote with a small bowl of popcorn.

70. Elf tucked inside of window blinds with his/her head and arms sticking out.
71. Elf sitting next to a gingerbread house.
72. Elf playing golf with an upside down candy cane used as the golf club and mini marshmallows as golf balls on top of a green placemat or a piece of faux grass.
73. Elf hanging upside down on a hanger on a doorknob.
74. Elf stuffed inside one of the pockets of an overdoor shoe organizer bag.
75. Elf stuffed inside a Christmas oven mitt on the kitchen counter next to the oven and/or stovetop.
76. Elf climbing a 'rock wall' made of Christmas bows in gold, red, and green stuck to a window, or a wall, or a door positioned so that the Elf is climbing from one bow to the other and that all arms and legs are touching four different bows.
77. Elf inside a miniature Christmas sled.
78. Use chocolate chips as reindeer poop and leave a trail leading to an Elf with a reindeer.
79. Elf inside a bowl of popcorn.
80. Elf sitting inside your open makeup drawer holding a makeup brush or lipstick.
81. Elf drinking something from a straw such as a bottle of soda pop, glass of milk, or a tangerine.
82. Elf on top of a stack of canned fruits and vegetables stacked to counter height pretending to climb on the kitchen counter or reach for a bowl of candy.
83. Elf wrapped in a blanket hiding in the refrigerator with a sign that says, "Brrrr!"
84. Elf next to a chalkboard with a special message written on the chalkboard.
85. Elf next to an open coloring book or coloring page either fully or partially colored with crayons all around.
86. Elf in a mug full of mini marshmallows holding a Keurig cup of hot chocolate.
87. Elf inside a Christmas puzzle box with puzzle pieces scattered about on a table (either started or partially finished).
88. Elf inside your pet's toy box or toy basket.
89. Elf popping out of a lidded box or lidded basket stuffed with excelsior or paper crinkle.
90. Elf taped (with festive Christmas tape) spread eagle across a picture frame with a note taped to his/her tummy that says, "Help! I've been framed!"
91. Elf laying in the paper tray of your printer with a sign under him/her that says, "I'm back!"
94. Elf in a mailing envelope addressed to either your family or your children from Santa's Workshop, North Pole.
95. Elf sitting on top of a family photograph that's been turned upside down (by the Elf).
96. Elf hiding under your Christmas tree skirt with his/her butt and/or legs sticking out.
97. Elf hanging on the bathtub's faucet.
98. Elf hanging from a message board or corkboard (use a clothes pin).
99. Elf floating on a small inflatable raft or innertube in a sink or bathtub full of water.
100. Elf wrapped in bubble wrap in a box addressed to your family.
101. Elf sticking out of a Christmas gift bag.
102. Elf straddling the top of an open door.
103. Elf inside the pocket of a favorite shirt hanging in plain sight on a door hook.
104. Elf on top of a ball of mistletoe hung from a strategic area.
105. Elf peeking out of a lamp shade.
106. Elf climbing a ladder ornament in your Christmas tree.
107. Elf swinging on a swing made from a toilet paper roll wrapped in Christmas paper strung between an open doorway.
108. Elf holding a bag or jar of marshmallows with a sign that says, "Time for hot chocolate."
109. Elf hitchhiking on the back of a toy motorcycle.

110. Elf playing a board game, such as Candyland, with other dolls or stuffed animals with a sign that says, *"Game Night."*
111. Elf searching through a toy catalog.
112. Elf twisted around the legs of your bar stool or counter stool.
113. Elf cuddling with a special stuffed animal, sitting in the lap of a Smurf or Troll, or sitting next to a sidekick like a comic book hero or an action figure.
114. Elf playing dress up with Barbie.
115. Elf playing hockey with action figures using an upside down candy cane as the hockey stick and mini marshmallows as the hockey puck.
116. Elf attached to the outside of the refrigerator with a refrigerator magnet clip.
117. Elf hanging from a bungee cord from your ceiling fan or light fixture or from a curtain rod.
118. Elf nestled among mini cupcakes on a pedestal cake stand.
119. Elf sleeping under a doll blanket with a miniature doll pillow and a miniature stuffed animal.
120. Elf inside your kitchen cupboard in a mug, under a clear drinking glass, in a cereal bowl, etc.
121. Elf surrounded by dry macaroni noodles with a sign that reads, *"Please make Mac & Cheese for dinner tonight!"*
122. Elf in front of a cookbook on a stand turned to a specific recipe holding a wooden spoon.
123. Elf perching or hanging from a specific piece of art such as a painting, wooden sign décor, or other rustic farmhouse-type wall décor.
124. Elf with cookie cutters strewn all around on a cutting board with a note that says, *"Don't forget to make cookies for Santa (and me)!"*
125. Elf on top of the refrigerator peering over the edge.
126. Elf with camera taking a photo of stuffed animals and other toys or the Christmas tree.
127. Elf playing the piano or another musical instrument.
128. Elf hiding in your cat's cave, igloo, cozy, tunnel, etc.
129. Elf trapping The Grinch or vice versa.
130. Elf sharing a bottle of something to drink with Barbie, each with their own straw (example: a can of soda or a glass of milk).
131. Elf introducing an advent calendar or a Christmas countdown calendar.
132. Elf fishing in the bathtub or bathroom sink for bath toys.
133. Elf arranging mini cookies (like mini chocolate chip cookies or Oreos) on a small plate such as a teacup saucer with a sign that says, *"I stayed up all night making these cookies just for you!"*
134. Elf swinging on an ornament tied with a long piece of Christmas ribbon with a sign that says, *"Rockin' around the Christmas tree!"*
135. Elf riding a favorite toy such as a dinosaur or My Little Pony or a unicorn.
136. Elf in a bathroom sink taking a 'bubble bath' full of mini marshmallows.
137. Elf in a plastic storage tub full of Christmas ornaments.
138. Elf challenging everyone to a snowball fight with a sign that says, *"Snowball fight anyone?"* No snow where you live? Use wadded up copy paper.
139. Elf doing a craft project such as a bracelet made from cereal or beads, painting a picture, etc. with a sign that says, *"Let's get crafty!"*
140. Elf in a slinky sliding down the stairs.
141. Elf in your child's backpack.
142. Elf in the back of a small red toy truck with a small Christmas tree.

PART THREE

Elf Designs

to frame,
decoupage,
or use for
crafting
projects

How to Print and Use These Designs

Download this document to your computer and save it for future reference. When you are ready to print one or more of these designs for use, choose **File**, then **Print**. Once this entire document loads in your Printer queue, choose the specific Single Page you want to print so that you save paper and ink. And, of course, you can select Black & White if you don't want the designs to print in color.

If using these designs to frame, print these designs using cardstock in your printer for best results. Of course, if you don't have cardstock, you can use regular printer paper. Once your specific design has printed, trim away any excess paper edges using scissors or a paper cutter so that it fits in your frame. For example, if it doesn't fit in the frame you have selected, trim it to fit. And, if you have selected a frame larger than 8½" x 11", use tape to adhere the design to the back of a mat that fits inside your selected frame.

If you are using these designs for a decoupage project, print these designs on regular printer paper. Then decoupage away!

NOTE: Please note that this eBook and the printable designs included are for personal use only.



**KEEP
CALM
SANTA
IS
COMING**



**KEEP
CALM**

CHRISTMAS

IS

COMING







i'm *the*
NAUGHTY
Elf

The text is arranged in three lines. The first line features 'i'm' in a bold red sans-serif font, followed by 'the' in a red cursive script with a small heart above the 'e'. The second line is 'NAUGHTY' in a bold green sans-serif font. The third line is 'Elf', where 'E' is red with a white outline, 'l' is green with a white outline, and 'f' is red with a white outline. A red Santa hat with a gold bell is positioned behind the 'E'. A red and white striped chimney is behind the 'l'. A gold bell is also placed inside the 'f'.

the
Elf
DID IT!

The image features a festive graphic design. At the top, the word "the" is written in a red, cursive script font. Below it, the word "Elf" is rendered in a large, stylized font. The letter "E" is red with a white outline and is topped with a red and green elf hat with a gold bell. The letter "l" is red with a white outline. The letter "f" is green with a white outline and has a gold bell on its stem. A red and white striped Christmas stocking is positioned behind the "l". To the right of the "f" is a small green holly leaf with red berries. Below "Elf", the words "DID IT!" are written in a bold, green, sans-serif font. The words are flanked by red, flame-like decorative elements on both sides.


THIS HOUSE
IS UNDER
  
SURVEILLANCE



the
elf
Made
me do it!

Santa
the
elf
made me
do it







CAUTION

**SANTA ELVES
WATCHING
& REPORTING**



CAUTION

**SANTA ELVES
WATCHING
& REPORTING**




 **SANTA'S** 

ELVES SEE

EVERYTHING

 **ELFWATCHING & REPORTING** 

**SANTA'S ELVES
SEE EVERYTHING**





OFFICIAL EIT REPORT



OFFICIAL

ELF REPORT

NUDGE




OFFICIAL

ELF REPORT

NAUGHTY

**BE NAUGHTY
SAVE SANTA THE TRIP!**




APPROVED BY

WORKSHOP EIT







Approved by

WORKSHOP ELF










merry christmas



















12

Days
'til

Christmas!

#SELFIE



MERRY CHRISTMAS!





HO HO HO!



MERRY CHRISTMAS!



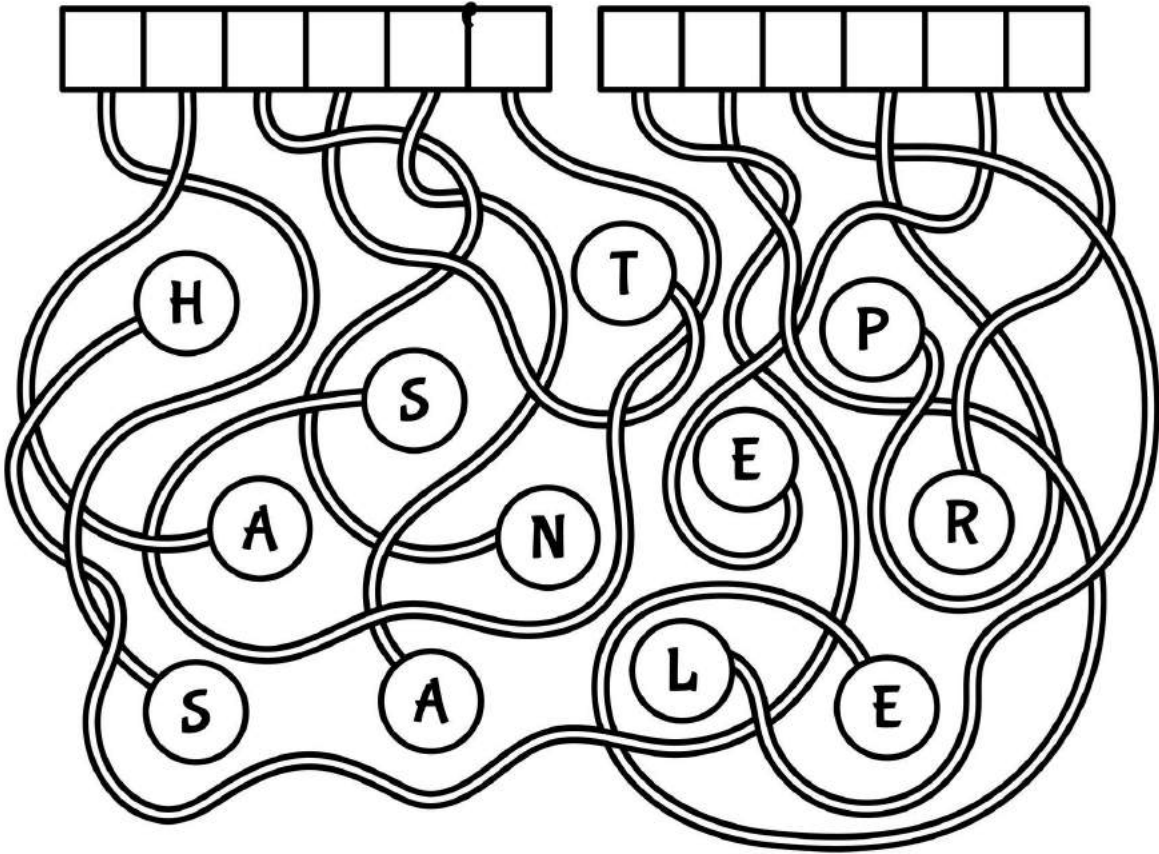

PART FOUR

Elf

coloring pages
to color and use
or leave for
the Elf to color
(#85 on the list)

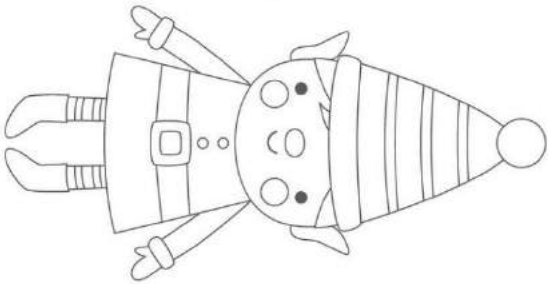

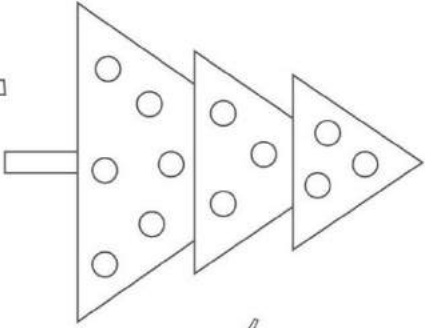
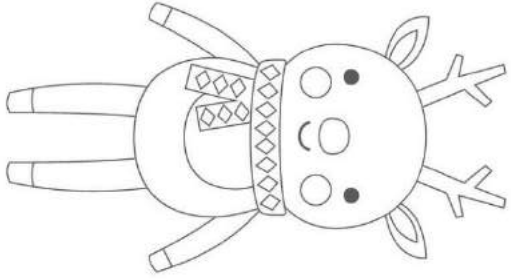









merry christmas











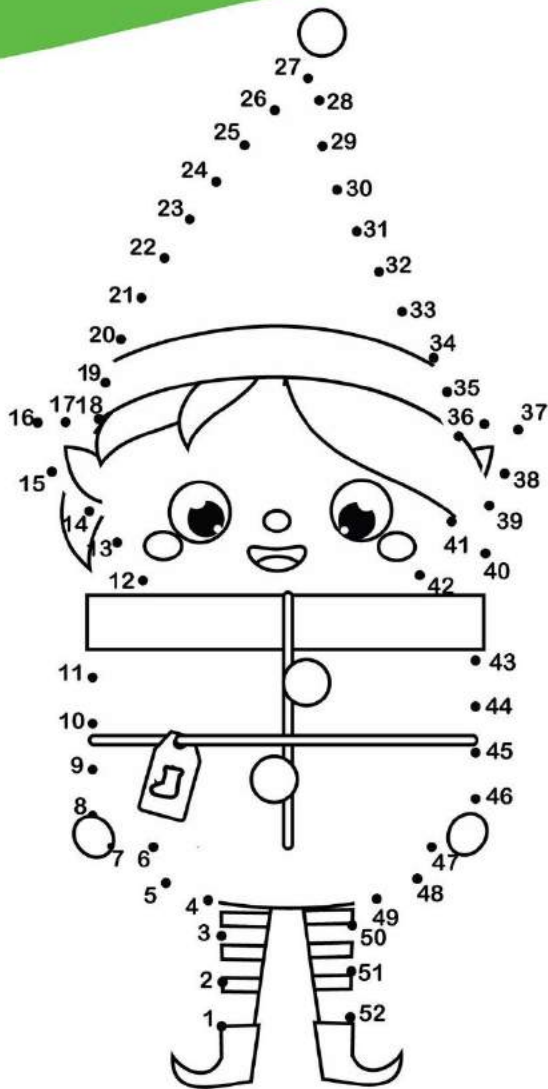









Connect the dots



● ● ● **Coloring page** ● ● ●









PART FIVE

Elf

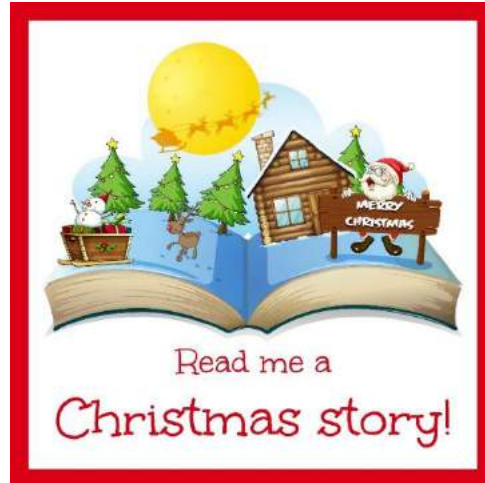
Display Cards

The Elf doesn't speak, so use these cards to communicate with the kids! Print them on cardstock for stability OR print on regular printer paper and glue onto cardstock, cardboard, index cards, etc. for stability. Cut them out with scissors or a paper trimmer. Display these cards placed in the arms of your Elf OR display them leaned against something like a glass, bowl, book, vase, stuffed animal, or whatever works near your Elf.

These are sized to fit the Elf (2 1/2" x 2 1/2" square or, if vertical, 2 1/2" x 3 1/2"). Some are completed for you and some are left blank for you to create your own messages when inspiration strikes. Plus, there are even movie night tickets to print and use!







Please make
Mac & Cheese
for dinner tonight!



TACO



TUESDAY

Can we have
pizza for dinner
tonight?



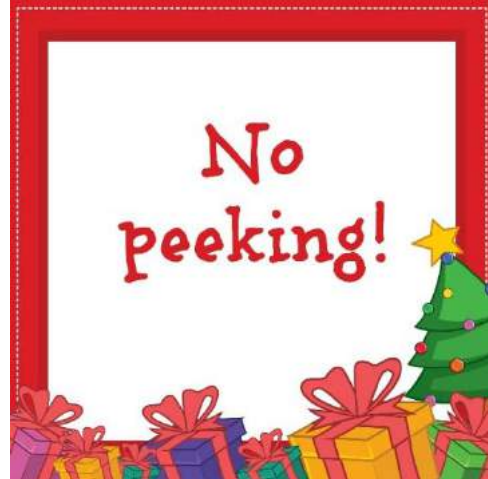
Best
Breakfast
Ever!

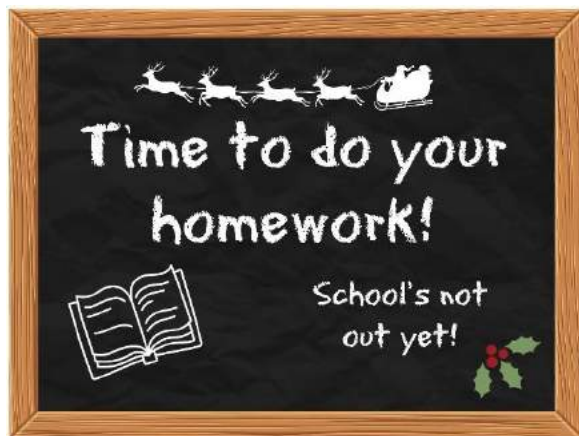


I made
breakfast
for you!













GAME NIGHT

**BE NAUGHTY
SAVE SANTA THE TRIP!**






OFFICIAL ELF REPORT









Approved by
WORKSHOP ELF

APPROVED BY
WORKSHOP ELF

Blank Cards When Inspiration Strikes

Print, cut out, and write your own messages!



























PART FIVE

Elf

Naughty and Nice Report Card and Stickers

The Elf reports back to Santa every night. Use this calendar and the accompanying stickers to help the Elf keep track of the kids. In return, there's a calendar just for the Elf so that the kids can report the Elf's behavior, too!

Coming up next: Naughty and Nice Report Card to print and use!



Naughty or Nice Report Card Calendar

1	2	3	4	5	6	7	8
9	10	11	12	13	14	15	16
17	18	19	20	21	22	23	24

Mind your manners, be nice, honest, and true,
Show Santa and the Elf you are
kind, friendly, and helpful too!





ELF CALENDAR

Good and naughty



Mark on the calendar if your Elf was good or naughty. Stick on a sticker with a mark every day until Christmas.

1	2	3	4	5	6	7
8	9	10	11	12	13	14
15	16	17	18	19	20	21
22	23	24	25	* * * * *		



Today My ELF has been good	Today My ELF has been good	Today My ELF has been good	Today My ELF has been good	Today My ELF has been good
--	--	--	--	--

Today My ELF has been good	Today My ELF has been good	Today My ELF has been good	Today My ELF has been good	Today My ELF has been good
--	--	--	--	--

Today My ELF has been good	Today My ELF has been good	Today My ELF has been good	Today My ELF has been good	Today My ELF has been good
--	--	--	--	--

Today My ELF has been good	Today My ELF has been good	Today My ELF has been good	Today My ELF has been good	Today My ELF has been good
--	--	--	--	--

Today My ELF has been naughty	Today My ELF has been naughty	Today My ELF has been naughty	Today My ELF has been naughty	Today My ELF has been naughty
---	---	---	---	---

Today My ELF has been naughty	Today My ELF has been naughty	Today My ELF has been naughty	Today My ELF has been naughty	Today My ELF has been naughty
---	---	---	---	---

Today My ELF has been naughty	Today My ELF has been naughty	Today My ELF has been naughty	Today My ELF has been naughty	Today My ELF has been naughty
---	---	---	---	---

About the Author

Carole Burkhard is the founder, content creator and photographer of the blog, Toot Sweet 4 Two. Launched the summer of 2012, [Toot Sweet 4 Two](#) is a lifestyle blog with an emphasis on food and recipes. A self-taught home cook, the basic foundation of her cooking experience was through helping her father and mother in the kitchen.



Married to Charlie (25+ years), her main recipe 'tester', Carole cooks every day and loves to experiment and create something new. Charlie and Carole have had many pets over the years, but their current, one-and-only pet is [a boy named Coco](#), their beloved and very spoiled Snowshoe Siamese cat. His picture pops up on the blog with relative frequency AND for a Coco overload, visit [MEET COCO](#) on Carole's site.

Creating this eBook, *142 Things to do with The Elf on the Shelf® plus tons of Elf Designs to Print and Use at Home*, has been a labor of love to the online community. In curating this collection of designs for readers, Carole hopes to inspire women everywhere as they have inspired her. Hop over to Carole's website and join her often at [Toot Sweet 4 Two](#).

COOK + CREATE + INSPIRE