



15
Cute Owl
Birthday Cards

•••••
to print and use now!



Brought to you by:

Toot Sweet 4 Two

www.tootsweet4two.com



Copyright

© 2020 by Toot Sweet 4 Two, LLC
All Rights Reserved

This publication is for personal use only and may only be printed and used by the customer. No part of this publication may be reproduced, distributed, stored in a retrieval system, or transmitted in any form or by any means, including photocopying, recording, or other electronic or mechanical methods, without the prior written permission and consent of the publisher and copyright holder, except in the case of brief quotations embodied in critical reviews and certain other non-commercial uses permitted by copyright law. This includes reprints, excerpts, photocopying, recording or any future means of reproducing text. If you would like to do any of the above, please seek permission by contacting the author and copyright holder at tootsweet4two@gmail.com.

Disclaimer: The information in this publication is heavily based on personal experience and anecdotal evidence. Although the author has made every reasonable attempt to achieve complete accuracy of the content of this book, the author and publisher make no representations or warranties with respect to the accuracy or completeness of the contents of this document and assumes no responsibility for any errors or omissions. No liability is assumed for damages that may result from the use of information contained within.

For more information, please visit www.tootsweet4two.com.

A Gift for You!

These *15 Cute Owl Birthday Cards to Print and Use Now* were created in conjunction with my post, [How to Create a Beautiful Tablescape with Owl Table Decor](#). I hope they are useful and bring a smile to your face and that you know the perfect occasion to print and use them!

Be sure to visit my blog often for more inspiration – recipes, tablescapes and party ideas, crafts, emergency preparedness projects, and more. We add new content on a regular basis, so things change fast on [Toot Sweet 4 Two!](#)

And don't forget to sign up to receive my newsletter in your inbox. As a thank you, I'll send you another freebie! Hop over to my blog and look for the sign-up boxes near the top of the posts, in the sidebar, and again at the bottom of the posts.

My best wishes to you and your family and whenever planning your next party, and for whatever reason, here's hoping it is fabulous!

Tootles,

Carole, Founder

Toot Sweet 4 Two

How to Print and Use These Cards

Download this document to your computer and save it for future reference. When you are ready to print one or more of these cards for use, choose **File**, then **Print**. Once this entire document loads in your Printer queue, choose the specific Single Page you want to print so that you save paper and ink. And, of course, you can select Black & White if you don't want the card to print in color.

For best results, print these cards using cardstock in your printer. Of course, if you don't have cardstock, you can use regular printer paper.

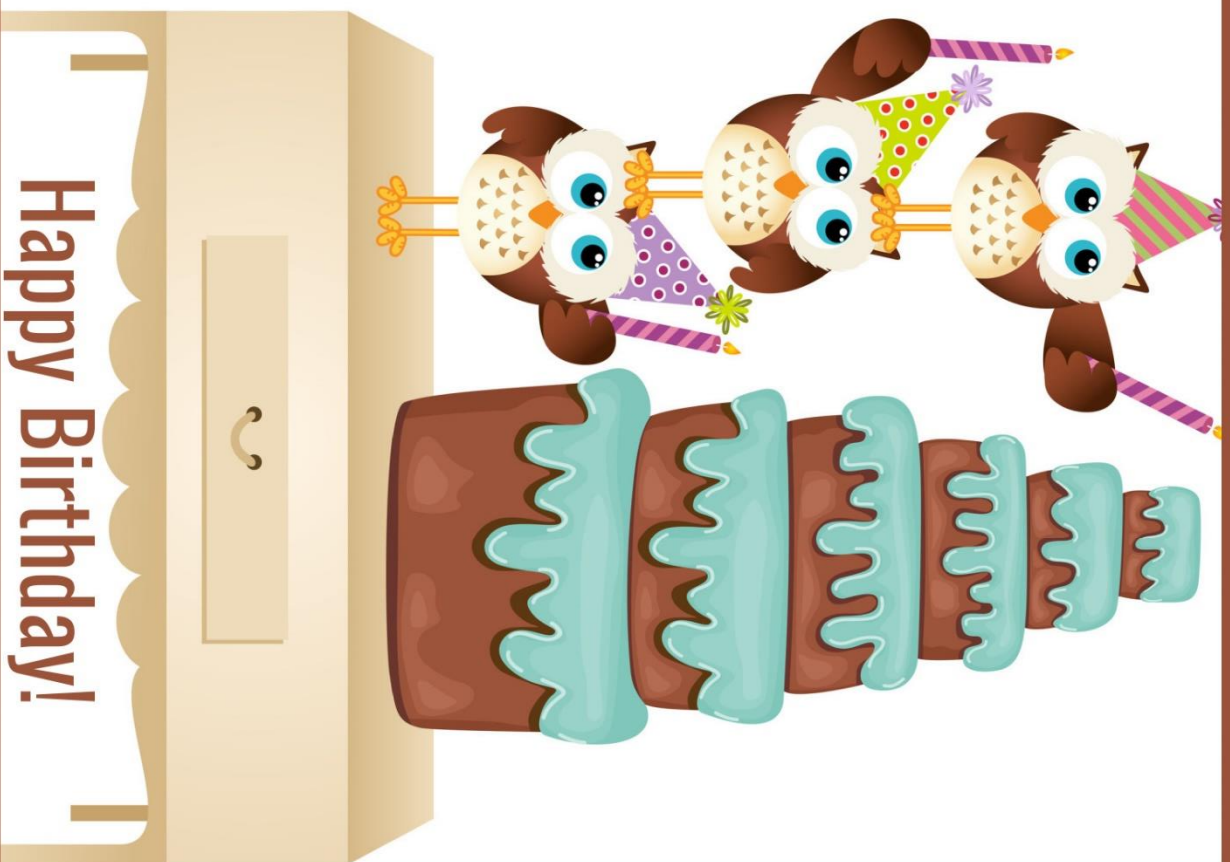
Once your specific card has printed, fold it in half like a store-bought card. Trim away the extra paper edge using scissors or a paper cutter.

Last, write your sentiments on the inside of the card for the recipient and either include your monetary gift or attach it to your gift-wrapped gift.






Happy Birthday!





HAPPY BIRTHDAY!

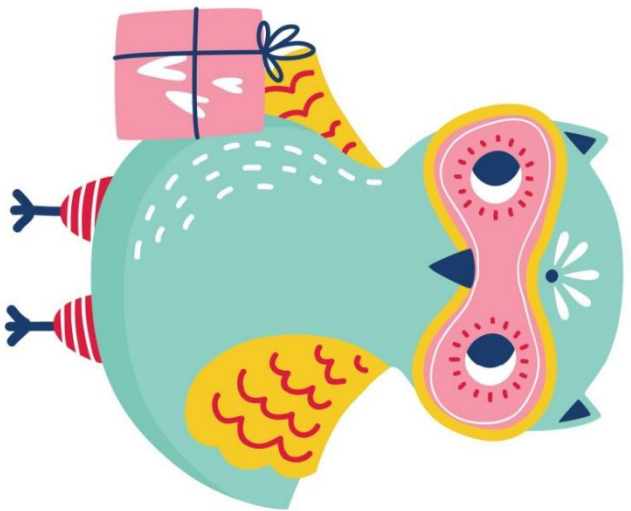


Happy Birthday!





HAPPY
Birthday







Happy
Birthdays!






happy birthday

**HAPPY
BIRTHDAY**









About the Author

Carole Burkhard is the founder, content creator and photographer of the blog, Toot Sweet 4 Two. Launched the summer of 2012, [Toot Sweet 4 Two](#) is a lifestyle blog with an emphasis on food and recipes. A self-taught home cook, the basic foundation of her cooking experience was through helping her father and mother in the kitchen.



Married to Charlie (25+ years), her main recipe 'tester', Carole cooks every day and loves to experiment and create something new. Charlie and Carole have had many pets over the years, but their current, one-and-only pet is [a boy named Coco](#), their beloved and very spoiled Snowshoe Siamese cat. His picture pops up on the blog with relative frequency AND for a Coco overload, visit [MEET COCO](#) on Carole's site.

Creating this eBook, *15 Cute Owl Birthday Cards to Print and Use Now*, has been a labor of love to the online community. In curating this collection of cards for readers, Carole hopes to inspire women everywhere as they have inspired her. Hop over to Carole's website and join her often at [Toot Sweet 4 Two](#).

COOK + CREATE + INSPIRE